



JIH-T5

JIH-T3S

JIH-18DB

JIH-18D

JIH-20

JIH-24L

JIH-NC24LB

JIH-CNC 4S



No. 348, San Ho Rd., Feng Yuan Dist., Taichung City, Taiwan.
No. 175, Ln. 354, San Ho Rd, Feng Yuan Dist., Taichung City, Taiwan.

+886-4-25328325 +886-4-25321325
vd146829@ms2.hinet.net www.jih-i.com




ACW 2022.08.2000C



JIH-I MACHINERY
日意機械

www.jih-i.com



PROFESSIONAL MANUFACTURE OF CNC MACHINING CENTER, NON-FERROUS METAL WORKING MACHINERY, ALUMINIUM, PVC, DOOR AND WINDOW WORKING MACHINE, HIGH SPEED, HIGH ACCURACY & HIGH PRODUCTION SAWING MACHINE





Company Profile

About Us JIH-I Machinery Co, Ltd.

Established in 1971, Jih-I's major business at its initial stage was whole-plant planning, Jih-I products have been sold to countries all over the world and have been recognized by customers in various industries. Since 1995, in order to meet market demands, Jih-I has specialized in the design and manufacture of high-speed cut-off saws, NC fully automatic high production saws, CNC machining centers, 45-degree miter saws, and hydraulic punching machines. Based on the ever-changing spirit in machine research, Jih-I has offered diversified products to customers, ranging from semi-automatic machines to CNC fully automatic machines. And our product range is expanding constantly. Jih-I's outstanding manufacturing capabilities, in combination with several patents on its machines, provide Jih-I with a competitive edge in the global market. Jih-I's market share has expanded gradually, and production capacity has increased as well.

CAPABLE R&D TEAMS

IN THE PROCESSING

QUALITY CONTROL

EXCELLENT AFTER-SALES SERVICE




JIH-CNC H Travel column type machining center



Extra Fine Craftsmanship The Ultimate in Performance Designed for Long and Short Workpiece Machining

Designed and engineered for those who require maximum efficiency and versatility, the JIH-CNC6500H from Jih-I Machinery is a value added machine for working extra-long workpieces. It's also ideal for multi-stage machining on short workpieces. This machine is designed with a travelling column and a rugged construction. It is equipped with a 24 tool automatic tool changer, which allows this machine to fully develop its multi-tasking functions. With the JIH-CNC6500H, you get greater efficiency and increased profits.



Heavy machining center, Ball screw [opt.] for X-Axis

APPLICABLE INDUSTRIES

- Aluminum door and window
- Curtain wall
- Extruded aluminum machining
- Long metallic parts.

APPLICABLE MATERIALS

- Aluminum
- Steel, copper
- Metal (such as: linear ways and round rod, etc.)
- Other non-ferrous metals
- Linear guide way machining

DIRECT DRIVE SPINDLE

The spindle eliminates wearing problems which may occur on a belt transmission unit, while providing features of quiet and fast low noise running during machining.



Processing mode



Long-scale processing




Short-scale multiple processing

Robust Construction Heavy Cutting Resistance Versatile Machining Capabilities

- The base is fabricated from heavy gauge steel plates and scientifically reinforced, allowing for solid support for the column and workpieces.
- Travelling column design features increased machining efficiency and accuracy.
- The oversized box-type column is manufactured from high quality cast iron.
- Large diameter ball screw on x-axis is firmly supported to eliminate self-deformation problems.
- 3 axes adopt 45 mm P class high precision Linear guide ways; X axis features 8 blocks, Y and Z axis are 6 blocks.
- Automatic lubricator delivers lubrication oil to all linear ways and ball screws.
- 3 axes ball screws are direct coupled with drive motors, featuring no backlash, high transmission efficiency and high accuracy.



Optional Double Head

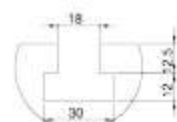



TRAVELLING COLUMN

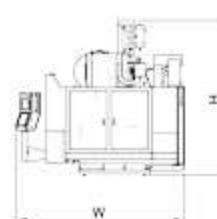
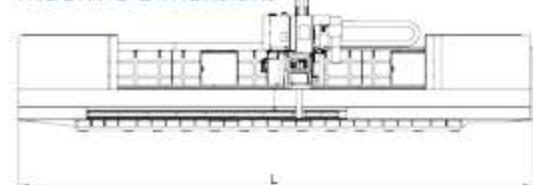
- The machine is designed with a travelling column and a fixed table. With the travelling column configuration, workpiece weight will not affect the transmission system. As a result, consistent machining accuracy can be achieved.

Each linear way on the Y-axis is fitted with 3 sliding blocks to assure ultra-high stability when the Y-axis is moving.

Table Size: mm



Machine Dimensions



Model	6500H	5500H
L x W x H	12000x3100x3100	11000x3100x3100
T-Slot	6500x450	5500x450
Model	4500H	3500H
L x W x H	10000x3100x3100	9000x3100x3100
T-Slot	4500x450	3500x450

unit:mm

X axis-gear rack
Option ball screw

MODEL	UNIT	JIH-CNC 6500H
STROKE		
X axis stroke	mm	6,500 (Opt. 3,500/4,500 /5,500)
Y axis stroke	mm	510 (Opt. 650)
Z axis stroke	mm	510(Opt.700)
Distance from spindle nose to table surface	mm	Min. 160, Max. 670
TABLE		
Table type		T-Slots
Table size	mm	450 x 6,500 (600 x 6500, For 650)
Max. load	kgs	1,000
T-Slot (No. x Pitch x Size)	mm	5 x 94 x 450
SPINDLE		
Spindle speed	R.P.M	12,000
Spindle motor	kw (HP)	11kw(15HP)
Spindle taper cone	R.P.M.	BT40 (Opt.BT50 8,000)
FEED RATE		
Rapid feed rate (X /Y/ Z)	m/min	Gear rack X:40 (Opt. Ball screw X:24), Ball screw Y:24, Ball screw Z:24
Servo motors of 3 axes	kw	X:5,Y:3.5, Z:3.5
Repeatability accuracy	mm	X:+0.02, Y:+0.01, Z:+0.01
Cutting feed rate	mm/min	F:1-5,000
ATC		
Magazine capacity		24 Tools
ATC type		Arm type
Tool holder		BT40
Pull stud	degree	45°
Max. tool length	mm	300
Max. tool diameter	mm	80
Max. tool weight	kgs	7
DIMENSIONS		
Machine weight	kgs	15,000 -21000
Machine dimensions	mm	15,000 x 3,200 x 3,000
Packing dimensions	mm	11,800 x 2,300 x 2,500 (Two 40' container)
Required pneumatic pressure	kg/cm ²	6

- We reserve the rights to modify above specification without notice.

JIH-CNC M CNC Machining Center

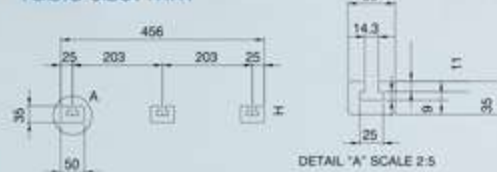


Combined Efficiency And Precision Model

- X-axis travel: 6,500 mm. (standard), 3,500/4,500/5,500 mm. (optional).
- Table type: 3 T-slots or clamps.
- Spindle speed: 12,000 RPM (BT40)
- 24-tool turret type magazine.
- Travelling column design features increased machining efficiency and accuracy.
- The oversized box-type column is manufactured from high quality cast iron.
- Three axes are equipped with high precision linear guide ways.
- Three axes ball screws are directly coupled with servo motors, featuring no backlash, high transmission efficiency and high accuracy.
- Fully enclosed splash guard.
- Choice of controllers - PC-based, Mitsubishi, Fanuc and Siemens.



Table Size: mm



Machine Dimensions



Model	6500M	4500M	3500M
L x W x H	9980x2300x2750	7980x2230x2750	6980x2230x2750
T-Slot	6500x450	4500x450	3500x450

unit:mm

APPLICABLE INDUSTRIES

- Aluminum door and window
- Canopies
- Extruded aluminum machining
- Long metallic parts

APPLICABLE MATERIALS

- Aluminum
- Bronze
- Metal (such as: linear ways and round rod, etc.)
- Other non-ferrous metals



MODEL	UNIT	JIH-CNC 6500 M (BT40)
STROKE		
X axis stroke	mm	6,500 (Opt. 3,500 / 4,500 / 5,500)
Y axis stroke	mm	350 (Opt. 510)
Z axis stroke	mm	510
Distance from spindle nose to table surface	mm	Min. 160, Max. 670
TABLE		
Table type		3 Sets T-slots (Opt. T-slots table)
Table size	mm	456 x 6,500
Max. load	kgs	800
T-Slot (No. x Pitch x Size)	mm	3 x 50 x 203
SPINDLE		
Spindle speed	R.P.M	12000
Spindle motor	kw (HP)	7.5 kw (10 HP)
Spindle taper cone		BT40
FEED RATE		
Rapid feed rate (X/Y/Z)	m/min	X:40, Y:24, Z:24
Servo motors of 3 axes	kw	X:2, Y:1.0, Z:2
Repeatability accuracy	mm	X: ± 0.02/Y: ± 0.02/ Z: ± 0.02
Cutting feed rate	mm/min	F:1-5,000
ATC		
Magazine capacity		24 Tools
ATC type		Arm type
Tool holder		BT40
Pull stud	degree	45 °
Max. tool length	mm	300
Max. tool diameter	mm	80
Max. tool weight	kgs	7
DIMENSIONS		
Machine weight	kgs	9,000 - 13000 (Opt. heavy base mechanism with high accuracy)
Machine dimensions	mm	10,000 x 2,800 x 2,700
Packing dimensions	mm	10,100 x 2,300 x 2,500
Required pneumatic pressure	kg/cm ²	6

- We reserve the rights to modify above specification without notice.

JIH-CNC E 3 axes CNC machining center



Economically Priced, Performance-Proven.
An Extra-value Machine for Drilling, Tapping and Milling Operations.

- Choice of X-axis travels: 3,500 / 4,500 / 5,500 / 6,500 mm.
- Table type: vise
- ISO 30 spindle
- Spindle speed: 18,000 RPM (standard)
- 8-tool disk type magazine.
- Travelling column design features increased machining efficiency and accuracy.
- Three axes are equipped with high precision linear guide ways.
- X-axis ball screw is directly coupled with servo motor.
- Choice of various controllers - PC-based, Mitsubishi, Fanuc and Siemens.
- Italian imported built-in spindle.



AUTOMATIC TOOL CHANGER

- 8-tools disk type magazine.
- Accommodates ISO 30 tools.



H.S.D SPINDLE
ITALIAN IMPORTED

APPLICABLE MATERIALS

- Aluminum
- Plastic steel
- Other non-ferrous metals

APPLICABLE MATERIALS

- Aluminum door and window
- Canopies
- Extruded aluminum machining

MODEL	UNIT	JIH-CNC 6500 E (3 axes)
STROKE		
X Axis stroke	mm	3,500 / 4,500 / 5,500 / 6,500 (Opt.)
Y Axis stroke	mm	300
Z Axis stroke	mm	200
Distance from spindle nose to table surface	mm	Min. 150, Max. 350
TABLE		
Table type		Vise (Opt.)300
Table size	mm	300 x (3,500- 6,500)
T-Slot (No. x Pitch x Size)	mm	850
SPINDLE		
Spindle speed	R.P.M	18,000
Spindle motor	kw (HP)	7.5kw(10HP)
Spindle taper cone		ISO 30
FEED RATE		
Rapid feed rate (X / Y / Z)	m/min	X:60, Y:24~Z:24
Servo motors of 3 axes	kw	X:1.3, Y:1.3, Z:1.3
Repeatability accuracy	mm	X:±0.03, Y:±0.02, Z:±0.02
Cutting feed rate	mm/min	F:1-5,000
ATC		
Magazine capacity		8 Tools
Tool holder		ISO 30
Max. tool diameter	mm	50
DIMENSIONS		
Machine weight	kgs	3,500-5,500
Machine dimensions	mm	5,400- 8,900 x 1,600 x 2,300
Packing dimensions	mm	5,600-9,100 x 1,700x 2,300
Required pneumatic pressure	kg/cm ²	6

- We reserve the rights to modify above specification without notice.

Table Size



Machine Dimensions



Model	6500E	4500M
L x W x H	8900x1600x2300	6400x1600x2300
T-Slot	6500x300	3500x300

unit:mm

JIH-CNC S4 4 axes CNC machining center



H.S.D SPINDLE
ITALIAN IMPORTED

APPLICABLE MATERIALS
- Aluminum
- Other non-ferrous metals

APPLICABLE MATERIALS

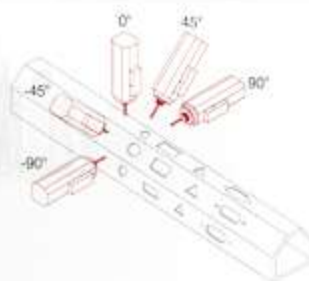
- Aluminum door and window
- Canopies
- Extruded aluminum machining
- Long material parts



Cover for spindle and back side (Opt.1)

- Choice of X-axis travels: 3,500 / 4,500 / 5,500 / 6,500 mm.
- Table type: vise
- ISO 30 spindle. Spindle speed: 18,000 RPM (Std.) 24,000 RPM (Opt.)
- 8-tool disk type magazine.
- Travelling column design features increased machining efficiency and accuracy.
- Three axes are equipped with high precision linear guide ways.
- 3-axis ball screw is directly coupled with servo motor.
- Syntec controllers - PC-based, (Opt. Mitsubishi, Fanuc and Siemens).
- Fully enclosed splash guard (Opt.)

Vise moving automatically (Opt.)


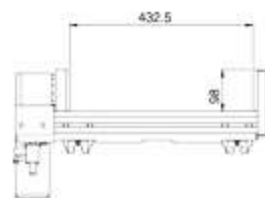


Spindle tilting $\pm 90^\circ$ (Opt.)

4 AXIS SPINDLE TILTING

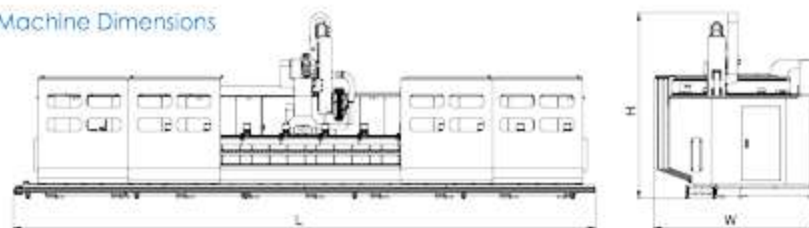
- The angular head can be swiveled to $\pm 90^\circ$ rightward and leftward, making it suitable for angular drilling and tapping operations. Also, suitable for face milling and multi-surface machining in one setup.
- Swiveling degree is adjusted through computer control.
- Minimum indexing angle is: 1° .
- A tool clamp/release button is provided on the angular head.
- Built-in type spindle features high accuracy, low vibration, low noise and no backlash.

Table Size: mm



Picture shows model
JIH-CNC S4

Machine Dimensions



Model	8500S	3500S
L x W x H	9000x2550x3200	6000x2550x3200
T-Slot	6000x375	3500x375

MODEL	UNIT	JIH-CNC S4 (4 Axes)
STROKE		
X Axis stroke	mm	3,500/4,500/5,500 /6,500 (Opt.)
Y Axis stroke	mm	450 (A0° / 200(4 axes) / A+90°
Z Axis stroke	mm	500
TABLE		
Table type		Vise (1 set / per meter)
Table size	mm	432 x (3,500 ~ 6,500)
Table height from floor	mm	950
SPINDLE		
Spindle speed	R.P.M	18,000 (Opt. 24,000)
Spindle motor	kw (HP)	7.5kw(10HP)
Spindle taper cone		ISO 30
Sawblade size		10"X1" Bore (With 90° angular head)
FEED RATE		
Rapid feed rate (X, Y, Z)	M/min	X: 50 (Opt. 80), Y: 24, Z: 24
Servo motors of 3 axes	kw	X: 2, Y: 1, Z: 2, A: 750w
Repeatability accuracy	m/mm	F: 1~5,000
ATC		
Magazine capacity		8 Tools (Opt. 12 Tools)
Tool holder		ISO 30
DIMENSIONS		
Machine weight	kgs	4,500~6,500
Machine dimensions	mm	6,000~9,000 x 2,500 x 3,200
Packing dimensions	mm	6,100~9,100 x 2,300x2,450
Required pneumatic pressure	kgs/cm ²	6

- We reserve the rights to modify above specification without notice.

JIH-CNC S5

5 axes CNC machining center



C Axis $\pm 220^\circ$

A Axis $\pm 120^\circ$



Safety cover(opt.)

APPLICABLE MATERIALS
 - Aluminium
 - Other non-iron metals

APPLICABLE INDUSTRIES

- Aluminum door and windows
- Curtain wall
- Extruded aluminum machining
- Long material parts

- The angular head can tilt to A-axis $\pm 120^\circ$, Spindle rotary C-axis: $\pm 220^\circ$, making it suitable for angular drilling and tapping operations.
- Suitable for face milling and multi-surface machining in one setup.
- Tilting degree through computer control.
- Angle indexing accuracy.
- A tool clamp / release button is provided on the angular head.
- Built-in type spindle features high accuracy, low vibration, low noise, and no backlash.



Equipped with two-layer tool magazines for storing sawblade and cutting tools on both upper and lower magazine, featuring fast tool change.



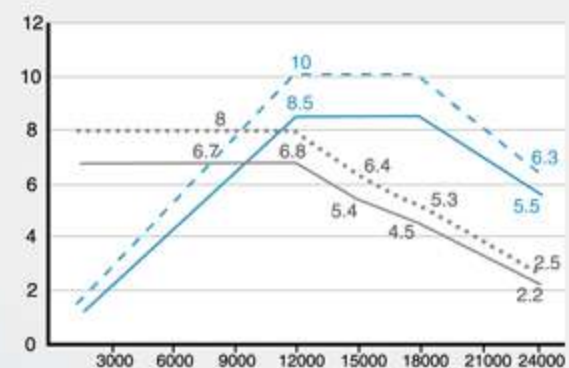
Automatic clamp moving and positioning system combined with automatic clamp position sensing function effectively prevents cutting tool damaging the clamp accidentally

(opt.)



Specially designed clamping for irregular workpieces to keep the clamping stable. The clamp is equipped with roller to avoid workpiece damage:

QX-2 8.5/12 24 63F NC



8.5 kW 24000 rpm Liquid cooling HSK 63F

— POTENZA / POWER S1 (KW) — COPPIA / TORQUE S1 (NM)
 - - - POTENZA / POWER S6 50% (KW) ···· COPPIA / TORQUE S6 50% (NM)

MODEL	UNIT	JIH-CNC S5 (5 Axes)
STROKE		
X Axis stroke	mm	3,500/ 4,500 / 5,500/ 6,500 (Opt.)
Y Axis stroke	mm	400 (5 axis) (3 axis: 700)
Z Axis stroke	mm	800 (With sawblade stroke 350)
A Axis swivelling angle	degree	$\pm 120^\circ$
C Axis swivelling angle	degree	$\pm 220^\circ$
TABLE		
Table type		Vise
Table size	mm	400 x 3,500 ~ 6,500
Table height from floor	mm	680
SPINDLE		
Spindle speed	R.P.M	20,000
Spindle motor	kw (HP)	7.5kw(10HP)
Spindle taper cone		HSK 63F
Sawblade size		16" X 1" bore
FEED RATE		
Rapid feed rate (X / Y / Z)	m/min	X:50 (Opt. 70), Y:24, Z:24, A:75° / S, C:75° / S
Servo motors of 3 axes	kw	X:2.9 KW, Y: 850 W, Z: 1.8 kW, A: 750 W, C: 750 W
Repeatability accuracy	mm/min	F:1-5,000
ATC		
Servo motors of 3 axes		12 Tools
Repeatability accuracy		HSK63F
DIMENSIONS		
Machine weight	kgs	4,500~6,500
Machine dimensions	mm	8,000~11,000x3,150x3,900
Packing dimensions	mm	8,100~11,100x 2,300x2,450
Required pneumatic pressure	kg/cm ²	6


- We reserve the rights to modify above specification without notice.

JIH-CNC300A (OPT.Additional C-Axis)



- X-axis travel options: 3,500/ 4,500/ 5,500/ 6,500 mm
- Workbench type: fixture
- Spindle speed: 18,000
- Automatic tool change: 6 tools
- Moving column structure: high-efficiency, high-precision machining
- All three axes adopt advanced precision linear rails
- Y&Z axis ball screw with servo motor for direct drive, no belt backlash problem, high transmission efficiency, high positioning accuracy
- New generation PC-base, (Mitsubishi, Fanuc, Siemens) controllers can be selected.
- Optional: Rotary C-axis

System furniture processing



Optional Equipment



Rotary C-axis



Standard Equipment

Automatic tool change: 6 tools

MODEL	UNIT	JIH-CNC 300A (OPT.Additional C-Axis)
STROKE		
X Axis stroke	mm	3,500
Y Axis stroke	mm	350
Z Axis stroke	mm	250
TABLE		
Table type		VISE(1set/per meter)
Table size	mm	250 x 3,500
Table height from floor	mm	1,140
SPINDLE		
Spindle speed	R.P.M	18,000 (Opt.24,000)
Spindle motor	kw (HP)	5.5kw(7.5hp) (Additional C-Axis 6.6kw(8.8hp)
Spindle taper cone		NBT30(Opt.ISO30) (Additional C-Axis HSK63F)
FEED RATE		
Rapid feed rate(X/Y/Z)	m/min	X:100,Y:36,Z:36
Servo motors of 3 axes	kw	X:1,Y:0.75,Z:0.75,C:0.4
Cutting feed rate	mm/min	F:1~5,000
ATC		
Magazine capacity		5Tools+1(4sides 90° Degree head optional)
Tool holder		NBT30(Opt.ISO30) (Additional C-Axis HSK63F)
DIMENSIONS		
Machine weight	kgs	3,800
Machine dimensions	mm	4,332 x 2,237 x 2,208
Packing Dimensions	mm	4,700 x 2,300 x 2,240
Required pneumatic pressure	kgs/cm ²	6

- We reserve the rights to modify above specification without notice.

JIH-CNC 48B 3 axes CNC router

▼ Opt



Grooving saw blade angle head

▼ Opt



C-axis 360° angle rotation mechanical structure

SUITABLE WORKING FOR

- Castable aluminum door
- Casting copper door
- Aluminum composite panels
- Any kind of panel
- Acrylic
- Non metal material etc



MODEL	UNIT	JIH-CNC 48B
STROKE		
X Axis stroke	mm	2,470
Y Axis stroke	mm	1,250
Z Axis stroke	mm	250 (Opt. 700)
Distance from spindle nose to table surface	mm	50-300
FEED RATE		
Repeatability accuracy	mm / min	5,000
X Axis rapid feed rate	M / min	36
Y Axis rapid feed rate	M / min	36
Z Axis rapid feed rate	M / min	24
SPINDLE		
Motor	kw (HP)	7.5
X Axis Motor	kw	1.3X2
Y Axis Motor	kw	1.3
Z Axis Motor (Brake)	kw	1.3
Working table size	mm	820
Max. range of processing	mm	1,250 - 2,470
Spindle speed	R.P.M.	1,000-24,000
ATC		
Magazine capacity		8
Tool holder		ISO 30
Collet		ER-32
DIMENSIONS		
Vacuum zone		2 zone (vacuum suction cup) 40 bar
Required pneumatic pressure	kg/cm ²	6
Machine dimensions	mm	5,800 x 2,900 x 2,100
Machine weight	kgs	4,800

- We reserve the rights to modify above specification without notice.

JIH-CNC 650G Gantry type double column machining center

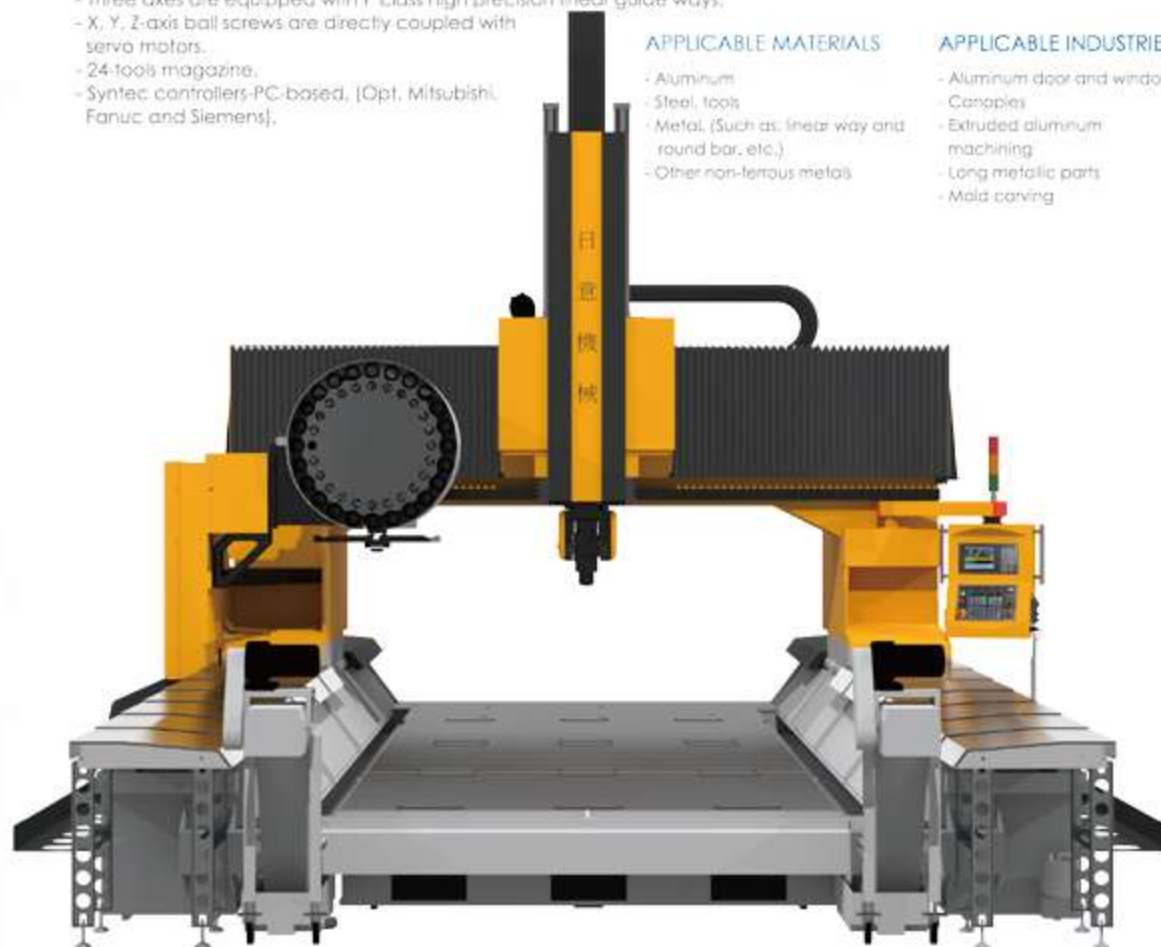
- Fixed table in combination with travelling column and beam that makes the machine suitable for machining extra large workpieces.
- X-axis travel is transmitted through pinion/rack and driven by European imported gearbox, featuring high torque output, no backlash and high positioning accuracy (optional).
- A-axis rapid traverse rate is 36 M/min. Upon request, high rapid traverse rate up to 50 M/min is available (optional).
- Three axes are equipped with P class high precision linear guide ways.
- X, Y, Z-axis ball screws are directly coupled with servo motors.
- 24-tool magazine.
- Syntec controllers-PC-based, (Opt. Mitsubishi, Fanuc and Siemens).

APPLICABLE MATERIALS

- Aluminum
- Steel, tools
- Metal. (Such as: linear way and round bar, etc.)
- Other non-ferrous metals

APPLICABLE INDUSTRIES

- Aluminum door and window
- Canopies
- Extruded aluminum machining
- Long metallic parts
- Mold carving





MODEL	UNIT	JIH-CNC 650G
STROKE		
X Axis stroke	mm	3,000 (Opt. 4,000 / 5,000 / 6,000)
Y Axis stroke	mm	2,500
Z Axis stroke	mm	1,200
Distance from spindle nose to table surface	mm	Min. 150, Max. 1,350
TABLE		
Table type		T-Slots
Table size	mm	2,500 x 3,000
Max. loading capacity	ton	20
T-Slot (No. x Pitch x Size)	mm	15 x 18 x 400
SPINDLE		
Spindle speed	R.P.M.	6,000
Spindle Motor	kw (HP)	15 (Opt.18)
Spindle taper cone		BT50
FEED RATE		
Rapid traverse (X, Y, Z)	m / min	X: 16, Y: 20, Z: 20
3-Axis servo motors	kw	X1-X2:4, Y:4, Z:7
Repeatability accuracy	mm	X: ± 0.03, Y: ± 0.02, Z: ± 0.02
Cutting feed rate	mm / min	1-5,000
ATC		
Magazine capacity		24 Tools
ATC type		Arm type
Tool holder		BT50
Pull stud	degree	45°
Max. tool length	mm	350
Max. tool diameter	mm	120
Max. tool weight	kgs	16
DIMENSIONS		
Machine weight	ton	50
Machine dimensions	mm	81,200 x 6,700 x 5,400
Required pneumatic pressure	kg/cm ²	6

- We reserve the rights to modify above specification without notice.

JIH-CNC6500F Friction Welding Machine



Environmental protection, no light pollution, no smoke pollution, firm, one-piece molding



Applicable industry

Construction aluminum formwork, automobile, green energy, conductive equipment, aerospace.

Technical characteristics

- The welding process only needs to provide Friction Stir Principle, which is efficient and energy-saving.
- The welding process does not require filler wire and inert gas shielding.
- The base metal does not melt during the welding process, which is conducive to all-position welding.
- Low welding heat input, which can improve the joint strength of heat-treated aluminum alloys.
- No defects such as pores and cracks are generated during welding.
- The process is free of splashes, smoke, and infrared or ultraviolet rays of arc light, etc. It is a green and environmentally friendly welding method.
- Aluminum and copper can be welded.



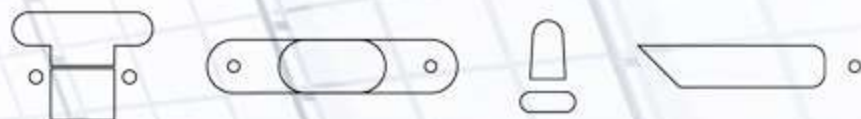
MODEL	UNIT	JIH-CNC F (X Axis)	JIH-CNC F (Y Axis)
STROKE			
X Axis stroke	mm	6,500	6,500
Y Axis stroke	mm	600	700
Z Axis stroke	mm	200	200
TABLE			
Table type		Vacuum Chuck	Table
Table size	mm	630 x 6,500	550 x 6,500
Table height from floor	mm	841	770
SPINDLE			
Spindle speed	R.P.M	3,500	4,000
Spindle motor	kw (HP)	26 kw (35HP)	22 kw (30HP)
Spindle taper cone		BT50	BT50
FEED RATE			
Rapid feed rate (X / Y / Z)	m/min	X:40 / Y:24 / Z:24	X:40 / Y:24 / Z:24
Servo motors of 3 axes	kw	X1:4.4 / X2:4.4 / Y:2.9 / Z:7.5	X1:5 / X2:5 / Y:3.5 / Z:7.5
Repeatability accuracy	mm/min	F:1~5,000	F:1~5,000
ATC			
Servo motors of 3 axes		-	-
Repeatability accuracy		BT50	BT50
DIMENSIONS			
Machine weight	kgs	13,000	14,500
Machine dimensions	mm	10,100 x 2,151 x 2,707	10,164 x 2,066 x 2,721
Packing dimensions	mm	10,500 x 2,300 x 2,300	10,500 x 2,300 x 2,300
Required pneumatic pressure	kgs/cm ²	6	6

- We reserve the rights to modify above specification without notice.

JIH-CNC Z Simple milling machine

- Basic CNC machining configuration;
- With simple and easy-to-understand operation.
- Assist you in completing light and thin parts.
- Milling holes, slots, hardware holes, combined holes.
- Manual tool change.
- Use the new generation PC-base.
- Optional rotating work surface.
- Suitable industries : aluminum doors and windows, furniture industry, system cabinets, solar energy.(A axis)

System furniture processing drawing



MODEL	UNIT	JIH-CNC Z
STROKE		
X Axis stroke	mm	2000
Y Axis stroke	mm	300
Z Axis stroke	mm	250
SPINDLE		
Spindle speed	R.P.M	Max 12000 RPM
Spindle motor	HP	3HP
Tool diameter		ER32 (2.5mm-20mm)
FEED RATE		
Rapid feed rate (X / Y / Z)	m/min	X:30/Y:15/Z:15
Servo motors of 3 axes	kw	X:0.75/Y:0.4/Z:0.4
Repeatability accuracy	mm/min	F:1~3000
DIMENSIONS		
Machine weight	kgs	1000
Machine dimensions	mm	2500x1350x1850
Packing dimensions	mm	2600x1450x2000
Required pneumatic pressure	kgs/cm ²	6

- We reserve the rights to modify above specification without notice.




J-CAM software function preview

- Suitable for all machine types
- 3/4/5 axis function
- Centralized, machine-independent programming in a single user interface
- User interface for all works
- Automatic depth table
- Parameterizable structure: flexible free milling contours thanks to variable coordinates
- Smart Fixture Management and Reliable Collision Control
- Automatic tool assignment
- CNC machining simulation with spindle and fixture, view of machine bed
- Fixture Database
- Import free contours in DXF format
- Select function to choose any point in profile as reference work coordinate
- Create custom macro in database
- Flexibility to adapt to production process
- Direct control center

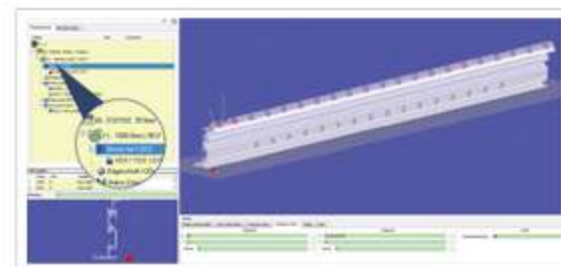
CNC software for aluminum profile milling




Define tool assignments




Fixture collision interference preview



Neat tree view



CNC-milling process preview



Free edge definition

JIH-CNC robotic arm

Excellent and stable production efficiency endows the robot with extremely high economic benefits. A robot can work 24 hours a day without interruption, and the work quality is excellent and consistent. If the robot is not used, the machine tool utilization rate is about 70%, and if the robot is used, it can reach nearly 100%, because the robot does not need to rest.

Save labor costs and improve production efficiency

- It can meet the requirements of fast/large batches, save labor costs, and improve production efficiency, and can realize the needs of automatic feeding, unloading, and workpiece turnover of workpieces with irregular shapes, metal plates, and aluminum extrusion.
- The flexible combination of various CNC processing machines, automatic loading and unloading and workpiece clamping with multiple degrees of freedom, meet the difficult production technical requirements.
- It can realize multi-line automatic production line and "digital" factory layout, save manpower to the greatest extent, and improve the technical image of factory production.



How to convert from traditional manpower to robotic system?

In the pre-operation, we need to understand your processing process, including processing method, positioning method and single-piece processing time (if you can provide photos or videos, it will be more conducive to our system planning).

We need to understand your inspection standards and acceptance specifications, including current inspection methods, inspection instruments, allowable tolerances, inspection tool models, inspection tool manufacturers, inspection tool calibration methods and cycles.



Outstanding Features

- Syntec controller
- Tool magazine (tool optional)
- Oil mist cooling system
- Spindle air blast device
- Automatic lubrication system for 3 axes linear ways
- Tool box with adjustment tools
- Telescopic guards on 3 axes
- Emergency pulling string
- Automatic warning lamp
- Heat exchanger for electrical cabinet

ADVANCED CNC CONTROLLER OPTIONAL

- Machines are equipped with Syntec PC-Base CNC controller, easy to learn and easy to operate.
- Mitsubishi, Fanuc or Siemens controller is optional.

Syntec controller



Mitsubishi controller



Fanuc controller



PLANETARY GEAR REDUCER



CHAIN TYPE CHIP CONVEYOR

-H, type[Std.]
[M, S, E type Opt.]



C-axis 360° angle rotation mechanical structure



Fourth axis



Special tool head



Optional Equipment

- Syntec / Mitsubishi / Fanuc / Siemens controller
- BT50 tool magazine (tool optional)
- C.T.S
- Air conditioner for electrical cabinet
- 90-degree head
- Twin travelling column
- BT50 spindle
- 4th axis
- Tailstock for 4th axis
- Fully enclosed splash guard
- Marpos tool breakage detector
- Marpos on-machine measuring device



BALL SCREW (X axis)



Multifunctional adjustable vise



Pneumatic vise



Spiral Chip Conveyor



High pressure quick vise



Wireless handwheel



BALL SCREW (X axis)

This X-axis is transmitted through a 200 mm extra-large ball screw, which is supported by two blocks to improve self-deflection of the screw. This helps upgrade positioning accuracy on the X-axis.



IMPORTED HIGH PRECISION GEAR REDUCER

The X-axis movement is driven by a servo motor and transmitted through high precision ball screw with gear reducer. This special design not only produces powerful driving force, but also provides high positioning accuracy on the X-axis.