















規格表 SPECIFICATIONS

型號		MODEL		Unit	HG-500	HG-600	HG-630	HG-800
盤面直徑		Disk size		mm	500 × 500	630 × 630	630 × 630	800 × 800
盤面中心孔直徑		Disk center hole diameter		mm	Ø50H7	Ø50H7	Ø50H7	Ø60H7
底部到盤面高度 (臥式使用)		Height from bottom to disk surface (Horizontal use)		mm	270	270	320	380
盤面T型槽寬度		T-slot width		mm	18H7	-	18H7	22H7
導鍵寬度		Guide key width		mm	18h7	18h7	18h7	22h7
最小設定角度		Minimum setting angle		deg.	1° or 5°	1° or 5°	1° or 5°	1° or 5°
分割精度		Index accuracy		sec.	±4	±4	±4	±4
重複精度				Repeatability	sec.	±1	±1	±1
鎖緊方式	油壓	Clamping method	Hydraulic	kg/cm ²	35	35	35	35
鎖緊扭矩		Clamping torque		N.m	2500	2500	4000	6000
伺服馬達型號	FANUC	Servo motor model	FANUC	-	α 12if / β22is	α 12i / β22is	α 12if / β22is	α 22i
	三菱		MITSUBISHI	-	HF-204S	HF-204S	HF-204S	HF-354S
齒數比		Gear ratio			-	1 : 120	1 : 120	1 : 180
最高轉速 (馬達3000 rpm)		Maximum speed (Motor 3000 rpm)			rpm	25	25	16.6
容許負載容量	臥式	Allowable load capacity	Horizontal		kg	1200	1200	2500
容許切削力 (鎖緊狀態)	F	Allowable cutting force (Clamped)	F		N.m	2500	2500	4000
	F × L		F × L		N.m	5000	5000	6000
蝸輪容許扭矩		Allowable torque of worm gear			N.m	1500	1500	2000
容許慣性	$J = \frac{W \cdot D^2}{8}$	Allowable	$J = \frac{W \cdot D^2}{8}$		kg.m ²	11	11	19
轉台重量 (不含馬達)		Table weight (without motor)			kg	363	558	705

本公司保留產品規格尺寸，設計特性變更之權利，恕不另行通知。 All specifications, design and characteristics shown in this catalogue are subject to change without prior notice.