
















規格表 SPECIFICATIONS

型號		MODEL		Unit	DG-400	DG-500	
盤面直徑		Disk size		mm	Ø400	Ø500	
盤面中心孔直徑		Disk center hole diameter		mm	Ø120H7	Ø120H7	
中心孔貫穿直徑		Through center hole diameter		mm	Ø80	Ø90	
中心高度 (立式使用)		Center height (Vertical use)		mm	250	310	
底部到盤面高度 (臥式使用)		Height from bottom to disk surface (Horizontal use)		mm	265	300	
盤面T型槽寬度		T-slot width		mm	14H7	18H7	
導鍵寬度		Guide key width		mm	18h7	18h7	
最小設定角度		Minimum setting angle		deg.	1° or 5°	1° or 5°	
分割精度		Index accuracy		sec.	±4	±4	
重複精度		Repeatability		sec.	±1	±1	
鎖緊方式	油壓	Clamping method	Hydraulic	kg/cm ²	35	35	
鎖緊扭矩		Clamping torque		N.m	2500	4000	
伺服馬達型號	FANUC	Servo motor model	FANUC	-	α 12i / β22is	α 12i / β22is	
	三菱		MITSUBISHI	-	HF-204S	HF-204S	
齒數比		Gear ratio		-	1 : 120	1 : 180	
最高轉速 (馬達3000 rpm)		Maximum speed (Motor 3000 rpm)		rpm	25	16.6	
容許負載容量	立式	Allowable load capacity	Vertical		kg	250	300
	臥式		Horizontal		kg	500	600
	使用尾座		Tailstock		kg	500	600
容許切削力 (鎖緊狀態)	F	Allowable cutting force (Clamped)	F		N	25000	40000
	F x L		F x L		N.m	3000	4000
	F x L		F x L		N.m	5000	6000
蝸輪容許扭矩		Allowable torque of worm gear		N.m	1500	2000	
容許慣性	$J = \frac{W \cdot D^2}{8}$	Allowable	$J = \frac{W \cdot D^2}{8}$	kg.m ²	10	18.75	
轉台重量 (不含馬達)		Table weight (without motor)		kg	273	438	

本公司保留產品規格尺寸，設計特性變更之權利，恕不另行通知。 All specifications, design and characteristics shown in this catalogue are subject to change without prior notice.