















# 規格表 SPECIFICATIONS

型號		MODEL		Unit	JHR-255	JHR-500	JHR-630	JHR-800
盤面直徑		Disk size		mm	Ø255	500 × 500	630 × 630	800 × 800
盤面中心孔直徑		Disk center hole diameter		mm	Ø80H7	Ø150H7	Ø50H7	Ø50H7
中心孔貫穿孔直徑		Through center hole diameter		mm	Ø80	Ø150	Ø220	-
底部到盤面高度 (臥式使用)		Height from bottom to disk surface (Horizontal use)		mm	200	280	325	390
盤面T型槽寬度		T-slot width		mm	12H7	18H7	18H7	22H7
導鍵寬度		Guide key width		mm	18h7	18h7	20h7	22h7
最小設定角度		Minimum setting angle		deg.	0.001°	0.001°	0.001°	0.001°
分割精度		Index accuracy		sec.	15	15	15	15
重複精度				Repeatability	sec.	4	4	4
鎖緊方式	油壓	Clamping method	Hydraulic	kg/cm <sup>2</sup>	35	35	35	35
鎖緊扭矩		Clamping torque		N.m	600	2000	4000	7800
伺服馬達型號	FANUC	Servo motor model	FANUC	-	$\alpha$ 4if / $\beta$ 8is	$\alpha$ 12i / $\beta$ 22i	$\alpha$ 12i / $\beta$ 22i	$\alpha$ 22i / $\beta$ 22i
	三菱		MITSUBISHI	-	HF-154S	HF-204S	HF-204S	HF-354S
	西門子		SIEMENS	-	1FK7063	1FK7083	1FK7084	1FK7084
齒數比		Gear ratio			-	1 : 120	1 : 120	1 : 180
最高轉速 (馬達3000 rpm)		Maximum speed (Motor 3000 rpm)			rpm	25	25	16.6
容許負載容量	臥式	Allowable load capacity	Horizontal		kg	260	600	1200
容許切削力 (鎖緊狀態)	F	Allowable cutting force (Clamped)	F		N.m	20000	4000	4900
	F × L		F × L		N.m	700	2500	4500
蝸輪容許扭矩		Allowable torque of worm gear			N.m	550	1700	2000
容許慣性	$J = \frac{W \cdot D^2}{8}$	Allowable	$J = \frac{W \cdot D^2}{8}$		kg.m <sup>2</sup>	2.1	16	21
轉台重量 (不含馬達)		Table weight (without motor)			kg	108	372	595

本公司保留產品規格尺寸，設計特性變更之權利，恕不另行通知。 All specifications, design and characteristics shown in this catalogue are subject to change without prior notice.